

Surface-mounted luminaire - Silky matt MIRO® parabolic louvres - direct distribution

Sheet steel housing suitable, rectangular cross section; suitable for use in clean rooms and clean room areas per DIN 14644-1; manufactured per IPA provisions, as well as the directives for quality assurance GMP (Good Manufacturing Practice); Housing colour traffic white RAL 9016; Direct light distribution using reflectivity-enhanced MIRO® aluminium parabolic louvres, silk-matt anodised, for computer workstations, omnidirectional glare reduction according to the current DIN EN 12464-1 standard With clear cover made of laminated safety glass; Integrated LED driver design.. Electrical connection and connection of control cable using 5-pole connection terminal with plug-in contacts; Luminous flux in emergency light mode 10287 lm. The aduna clean room luminaire is suitable for direct voltage (0/50Hz), emergency luminaires must have additional marking. Suitable for air purity class ISO 14644-1 Class 2 with excellent to very good results in terms of microbial metabolic potential and chemical resistance.

## CHARACTERISTICS

Order number	62155016660
EAN number	4020863450480
Commodity code	94051190
Certification mark	IP 65, Protection class I, VDU 65°<1000, F, D, Clean room, HACCP DIN10500/Food/IFS/BRC, Indoor, CE
Impact resistance (IK rating)	IK07 (-20°C bis 35°C)
Ambient temperatur	ta -20°C to 35°C
Special properties	Ready for IoT
Warranty period	7 years

## ELECTRICAL ENGINEERING

Controller	Electronic driver DALI2 (2 pcs.)
System output	100W
Mains voltage	230V/50Hz
Circuit breakers (inrush current)	13 pieces/B10, 24 pieces/B16, 25 pieces/C10, 40 pieces/C16
Energy efficiency class/light source	D

## LIGHTING TECHNOLOGY

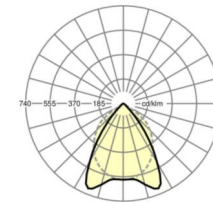

Placement	LED, Colour rendering/Light colour CRI ≥ 90 / 5000K
Colour tolerance (MacAdam)	3SDCM
Photobiological safety (Luminaire)	RG0
Nominal luminous flux	10287lm
Nominal luminous flux-emergency lighting mode	10287lm
LED service life	68000h L80/B10 (Tq 35°C), 80000h L80/B10 (Tq 25°C), 37000h L90/B10 (Tq 25°C)
Luminaire luminous efficiency	103lm/W
UGR lat./long.	14.0 / 18.0

## MECHANICS

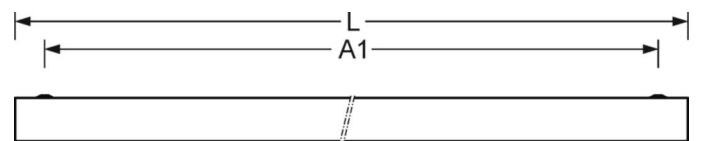
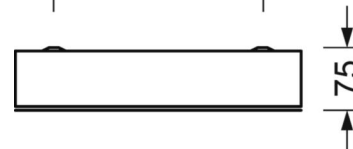
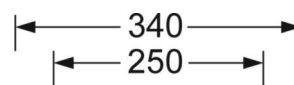
Housing colour	traffic white RAL 9016
Dimensions (LxWxH/DxH)	1473mm x 340mm x 75mm
Ceiling system	cut-out ceilings [AD]
Weight (net)	17kg
Cable entry KE (X/Y)	65mm/150mm
Type of installation	Ceiling-mounted single installation, Ceiling-mounted trunking installation, Installation in clean room ceilings, Ceiling installation individual mounting

## DEEP-LINK

<https://www.regiolum.de/en/article/62155016660>



Reference	LED 10300lm 950
ηLB	100 %
Φ ↓/↑	100 % / 0 %
UGR lat./long.	14.0 / 18.0
VDU	65° < 1000cd/m²



## Dimensions

L	1473 mm	Length
B	340 mm	Width
H	75 mm	Height
A1	1380 mm	Mounting distance single mounting
A3	93 mm	Mounting distance between luminaires in a light run arrangement
X	65 mm	Distance cable infeed to the center of the luminaire on the X-axis
Y	150 mm	Distance cable infeed to the center of the luminaire on the Y-axis

